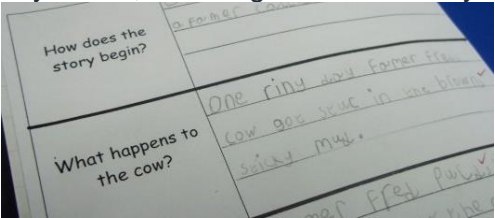
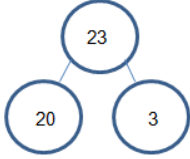


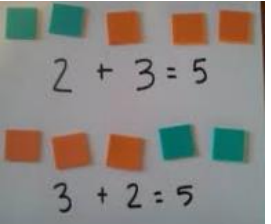


## Checklist for a child reaching the Expected Standard at the end of Year 2.

Reading	Writing	Maths																																																															
<p>Read most words with two or more syllables e.g. butter very silly rocket</p> <p>Read most words containing common suffixes e.g. excitement lonely cheerful shyness</p> <p>Read most common exception words</p> <p style="text-align: center; font-size: small;">Year 2 - Common Exception Words</p> <table border="1" style="width: 100%; border-collapse: collapse; text-align: center;"> <tr><td>door</td><td>floor</td><td>poor</td><td>because</td><td>find</td><td>kind</td><td>mind</td></tr> <tr><td>behind</td><td>child</td><td>children</td><td>wild</td><td>climb</td><td>most</td><td>only</td></tr> <tr><td>both</td><td>old</td><td>gold</td><td>cold</td><td>hold</td><td>told</td><td>every</td></tr> <tr><td>everybody</td><td>even</td><td>great</td><td>break</td><td>steak</td><td>pretty</td><td>beautiful</td></tr> <tr><td>after</td><td>fast</td><td>last</td><td>past</td><td>father</td><td>class</td><td>grass</td></tr> <tr><td>pass</td><td>plant</td><td>path</td><td>bath</td><td>hour</td><td>move</td><td>prove</td></tr> <tr><td>improve</td><td>sure</td><td>sugar</td><td>eye</td><td>could</td><td>should</td><td>would</td></tr> <tr><td>who</td><td>whole</td><td>any</td><td>many</td><td>clothes</td><td>busy</td><td>people</td></tr> <tr><td>water</td><td>again</td><td>half</td><td>money</td><td>Mr</td><td>Mrs</td><td>parents</td></tr> </table> <p>Read a book at their level without hesitating or spending a long time blending the words together</p> <p>Re-reads books to become more fluent and confident</p> <p>Check a familiar story makes sense to them</p> <p>Sequence the events in a story and how items of information are related</p>	door	floor	poor	because	find	kind	mind	behind	child	children	wild	climb	most	only	both	old	gold	cold	hold	told	every	everybody	even	great	break	steak	pretty	beautiful	after	fast	last	past	father	class	grass	pass	plant	path	bath	hour	move	prove	improve	sure	sugar	eye	could	should	would	who	whole	any	many	clothes	busy	people	water	again	half	money	Mr	Mrs	parents	<p>Plans their writing by noting down ideas and key words, including new vocabulary</p>  <p>Write a simple story about their own and others' experiences (real and fictional)</p> <p>Writing mostly has a clear beginning, middle and ending.</p> <p>Writes using sentences of different types E.g. statements, questions, exclamations and commands</p> <p>Use capital letters, full stops and question marks correctly</p> <p>Use present and past tense mostly correctly and consistently</p> <p>Use co-ordination or subordination to join ideas E.g. or / and / but / when / if / that / because</p> <p>Spell many KS1 common exception words</p> <p>Holds a pencil comfortably and correctly</p>	<p style="text-align: center;"><u>Place Value</u></p> <p>Count in steps of 2, 3, and 5 from 0, and in tens from any number, forward and backward</p> <p>Read and write numbers to at least 100 in numbers and in words</p> <p>Say the number that is ten more or less from any number within 100</p> <p>Use the language of equal to, more than, less than, most, least</p> <p>Recognise the place value of each digit in a two-digit number (tens, ones)</p> <div style="display: flex; justify-content: space-around; align-items: center;">   </div> <p>Compare and order numbers from 0 up to 100; using &lt;, &gt; and = signs</p> <p style="text-align: center;"><u>Addition and Subtraction</u></p> <p>Quickly recall and use addition and subtraction facts to 20 E.g. 5+15=20 20-8=12</p> <p>Add three one-digit numbers E.g. 4+5+7=16</p>
door	floor	poor	because	find	kind	mind																																																											
behind	child	children	wild	climb	most	only																																																											
both	old	gold	cold	hold	told	every																																																											
everybody	even	great	break	steak	pretty	beautiful																																																											
after	fast	last	past	father	class	grass																																																											
pass	plant	path	bath	hour	move	prove																																																											
improve	sure	sugar	eye	could	should	would																																																											
who	whole	any	many	clothes	busy	people																																																											
water	again	half	money	Mr	Mrs	parents																																																											

## Checklist for a child reaching the Expected Standard at the end of Year 2.

<div style="border: 1px solid black; background-color: #ffffcc; padding: 5px; margin-bottom: 10px;"> <p style="text-align: center; margin: 0;">First → Then → Next</p> <div style="display: flex; justify-content: space-around; align-items: center; margin: 5px 0;"> <div style="border: 1px solid black; width: 40px; height: 40px; margin: 0 5px;"></div> <div style="font-size: 20px;">→</div> <div style="border: 1px solid black; width: 40px; height: 40px; margin: 0 5px;"></div> <div style="font-size: 20px;">→</div> <div style="border: 1px solid black; width: 40px; height: 40px; margin: 0 5px;"></div> </div> </div> <p>Discuss and clarify the meaning of new words in a book  e.g. I think this means ____ because ____</p> <p>Learn a number of poems by heart, making the meaning clear when reciting</p> <p>Predicting what might happen next on the basis of what has happened so far</p> <p>Answer questions about a book  E.g.  Who was your favourite character? Why?  Why did that happen?  How do you think that character is feeling?</p> <p>Participate in discussion about books and poems, taking turns and listening to what others say</p>	<p>Write capital letters and lower case letters in the correct size</p> <p>Use spaces in between words</p>  <p>Uses commas to separate within lists  E.g. in a noun phrase “the dark, grey sky”</p> <p>Uses apostrophes for some contracted forms and some singular possession in nouns  E.g. it's Daisy's book</p>	<p>Use related facts to derive addition and subtraction facts to 100  E.g. <math>6+4=10</math>      <math>60 + 40 = 100</math></p> <p>Show that addition of two numbers can be done in any order and subtraction of one number from another cannot</p>  <p>Recognise and use the inverse relationship between addition and subtraction  E.g. <math>5+15=20</math>      <math>20-15=5</math></p> <p>Add and subtract 2 digit numbers from 2 digit numbers  E.g. <math>46+25=71</math>      <math>81-38=43</math></p> <p style="text-align: center;"><u>Multiplication and Division</u></p> <p>Recall multiplication and division facts for the 2, 5 and 10 times tables</p> <p>Recognise odd and even numbers</p> <p>Recall the doubles and halves of multiples of 10 to 100  E.g. double 30 is 60      half of 60 is 30</p>
--	---	--