









Week beginning Monday 13th July 2020

Year 1	Maths	Literacy	Topic	Active/ Mindfulness																																																																																																				
<p>Remember to;</p> <p>Log onto Purple Mash and complete online activities</p> <p>Log onto MyMaths and complete learning activities</p> <p>Read regularly both fiction and non-fiction books.</p> <p>Visit Phonics Play to practise reading real and alien words</p> <p>Take daily exercise by going on some nature walks.</p>	<p>Remember to visit the White Rose maths website for some online lessons, linked to the National Curriculum; https://whiterosemaths.com/homelearning/year-1/</p> <p>Our weekly focus is on Place Value We shall be focusing on numbers up to 100</p> <p>Use the hundred square to;</p> <ul style="list-style-type: none"> Count forwards from 80 to 92 Count backwards from 73 to 65 Write down the numbers between 75 and 81 Find what number comes between 46 and 48 <table border="1" data-bbox="322 986 667 1337"> <tr><td>1</td><td>2</td><td>3</td><td>4</td><td>5</td><td>6</td><td>7</td><td>8</td><td>9</td><td>10</td></tr> <tr><td>11</td><td>12</td><td>13</td><td>14</td><td>15</td><td>16</td><td>17</td><td>18</td><td>19</td><td>20</td></tr> <tr><td>21</td><td>22</td><td>23</td><td>24</td><td>25</td><td>26</td><td>27</td><td>28</td><td>29</td><td>30</td></tr> <tr><td>31</td><td>32</td><td>33</td><td>34</td><td>35</td><td>36</td><td>37</td><td>38</td><td>39</td><td>40</td></tr> <tr><td>41</td><td>42</td><td>43</td><td>44</td><td>45</td><td>46</td><td>47</td><td>48</td><td>49</td><td>50</td></tr> <tr><td>51</td><td>52</td><td>53</td><td>54</td><td>55</td><td>56</td><td>57</td><td>58</td><td>59</td><td>60</td></tr> <tr><td>61</td><td>62</td><td>63</td><td>64</td><td>65</td><td>66</td><td>67</td><td>68</td><td>69</td><td>70</td></tr> <tr><td>71</td><td>72</td><td>73</td><td>74</td><td>75</td><td>76</td><td>77</td><td>78</td><td>79</td><td>80</td></tr> <tr><td>81</td><td>82</td><td>83</td><td>84</td><td>85</td><td>86</td><td>87</td><td>88</td><td>89</td><td>90</td></tr> <tr><td>91</td><td>92</td><td>93</td><td>94</td><td>95</td><td>96</td><td>97</td><td>98</td><td>99</td><td>100</td></tr> </table>	1	2	3	4	5	6	7	8	9	10	11	12	13	14	15	16	17	18	19	20	21	22	23	24	25	26	27	28	29	30	31	32	33	34	35	36	37	38	39	40	41	42	43	44	45	46	47	48	49	50	51	52	53	54	55	56	57	58	59	60	61	62	63	64	65	66	67	68	69	70	71	72	73	74	75	76	77	78	79	80	81	82	83	84	85	86	87	88	89	90	91	92	93	94	95	96	97	98	99	100	<p>Have a look at the picture below;</p>  <p><i>Who is this famous person? What is she wearing? Can you describe her using some adjectives? How does she look?</i></p> <p>SPaG: Let's recap what verbs are! Watch this clip; https://www.bbc.co.uk/bitesize/topics/zrqqtfr/articles/zp_xhdxs</p> 	<p>Let's recap our topic from Spring 1 and one of our Science units;</p>  <p>Listen to the story of the Queens Knickers https://www.youtube.com/watch?v=DIKtVg0GXAc</p>  <p>Can you design a new pair of colourful knickers for the Queen to wear on a special occasion? You can download a template through this website; https://www.teachingideas.co.uk/library/books/the-queens-knickers</p> 	<p>Remember to go out for some daily exercise.</p> <p>Remember the Jo Wicks workout every morning at 9am! A great start to the day!</p> <p>Learn more about Beethoven! https://www.bbc.co.uk/teach/ten-pieces/ten-pieces-at-home/zjy3382</p>  
1	2	3	4	5	6	7	8	9	10																																																																																															
11	12	13	14	15	16	17	18	19	20																																																																																															
21	22	23	24	25	26	27	28	29	30																																																																																															
31	32	33	34	35	36	37	38	39	40																																																																																															
41	42	43	44	45	46	47	48	49	50																																																																																															
51	52	53	54	55	56	57	58	59	60																																																																																															
61	62	63	64	65	66	67	68	69	70																																																																																															
71	72	73	74	75	76	77	78	79	80																																																																																															
81	82	83	84	85	86	87	88	89	90																																																																																															
91	92	93	94	95	96	97	98	99	100																																																																																															

Teddy has made a number using the number shapes.



He says

$$6 + 3 = 9$$



What mistake has Teddy made?

Correct the mistake in each sequence.

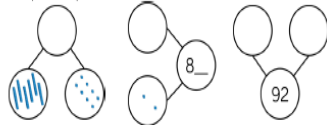
- 34, 35, 36, 38, 39
- 98, 97, 96, 95, 93
- 78, 79, 18, 81, 82

Use Base 10 to make these numbers. Complete the stem sentences.

70 36 64 81 22 66 49

70 has 7 tens and 0 ones.

Complete the part-whole models.



Write five sentences that explain what you've done so far today.

- Make sure you use capital letters and punctuation correctly.
- Highlight the verbs in each of your sentences

Here is an example: *I brushed my teeth.*


Play Karate Cats to practise your grammar, punctuation, spelling and sentence level work;

<https://www.bbc.co.uk/bitesize/topics/zd63xyc/articles/zdp4pg8>



SPaG: Let's learn about **adverbs**, in preparation for Year 2!

<https://www.bbc.co.uk/bitesize/topics/zwwp8mn/articles/zgsgxfr>



Visit Steve Antony's website.

<https://www.steveantony.com/storytime>

He was the author he wrote both 'The Queen's Hat' and 'The Queen's Handbag'

Check out some of the fun activities you can complete at home. Maybe you could design and make a crown?

Let's recap one of our **Science** units;



Watch this clip on BBC Bitesize about **What types of food do animals eat?**

<https://www.bbc.co.uk/bitesize/topics/z6882hv/articles/z96vb9q>



Visit this website to explore some creative activities you can complete as a family;
https://drawingroom.org.uk/resources/family_activities



I have 9 ones.



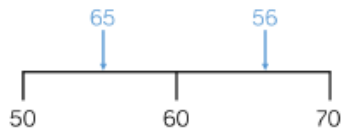
Mo

Jack

I only have 1 ten so your number is bigger than mine.

Is Jack correct? Prove it.

Tommy has marked numbers on his number lines. Has he made any mistakes?



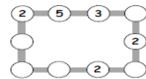
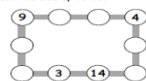
Explain to a friend the mistake you think he has made.

How many different ways can you complete the place value charts to make the statement correct?

Tens	Ones	<	Tens	Ones
5				3

Try a maths challenge;

Number lines

- Make each line add up to 16.
 
- Make each line add up to 20.
 
- Make up your own puzzle like this. Ask a friend to do it.

Can you spot the **verb** and **adverb** in these sentences below?



The turtle walks slowly.



The swimmer practices regularly.



He moves the boxes carefully.



The musician plays beautifully.



The builder skillfully builds a wall.

verb	adverb

Listen to the song 'Herbivore, Carnivore and Omnivore song' to remind you of the different groups;
<https://www.youtube.com/watch?v=3yrikH2QEFA>



Can you make a picture book all about herbivores, carnivores and omnivores?
Make sure you include some neat labelling!

Herbivore
An animal that eats almost only plants.



Carnivore
An animal that eats almost only meat.



Omnivore
An animal that eats plants and meat.



Check out the BBC Super Movers website for some great ideas on how to keep fit and healthy;
<https://www.bbc.co.uk/teach/super-movers/just-for-fun-collection/z7tymfr>



Level one

Just for Fun: Alex Scott Level One

Let Alex Scott and Gunnersaurus get the whole family up and moving; everyone can become a Super Mover!

Level 1

Just for Fun: Match of the Day Level One

Can you dodge a tackle from Dele Alli? Can you score a hat-trick past David de Gea?