







Week beginning Monday 8th June 2020

Year 1	Maths	Literacy	Topic	Active/ Mindfulness
<p>Remember to;</p> <p>Log onto Purple Mash and complete online activities</p> <p>Log onto MyMaths and complete learning activities</p> <p>Read regularly both fiction and non-fiction books.</p> <p>Visit Phonics Play to practise reading real and alien words</p> <p>Take daily exercise by going on some nature walks.</p>	<p>Remember to visit the White Rose maths website for some online lessons, linked to the National Curriculum; https://whiterosemaths.com/homelearning/year-1/</p> <p>The weekly focus is on multiplication and repeated addition</p> <p>Use practical objects to help you answer these questions;</p> <p>Josh is drawing equal groups of 3</p>  <p>Complete his drawing.</p> <p>How many wheels altogether?</p>  <p>How many fish are there? Complete the sentences.</p>  <p>___ + ___ + ___ = ___ There are ___ fish.</p>	<p><i>Can you make your own animal alphabet?</i> <i>Can you draw the animals?</i> <i>Can you think of some adjectives to describe each animal?</i></p> <div data-bbox="694 566 1041 1061"> <p>What to do...</p> <ol style="list-style-type: none"> Write down the alphabet in order. Use the alphabet on this page to help you. With your helper, think of the name of an animal beginning with each letter. A turtle for 't' and a newt for 'n' for example. Draw pictures to match some of the animals if you want. <p>Animal alphabet</p> <p>Soon your child will start to use dictionaries to find words. Making an alphabetical list like this is a useful first step in helping children to acquire this skill.</p>  <p>abcdefghijklmnopqrstuvwxyz</p> </div> <p>SPaG: Let's focus on suffixes; Adding -ed or -ing</p> <p>3. Choose the correct words to complete the sentence.</p> <p>The pirate was _____ as he _____ the deck of the ship.</p> <div data-bbox="761 1308 974 1396" style="border: 1px solid black; border-radius: 10px; padding: 5px; display: inline-block;"> <p>singing cleaned cleaning singer</p> </div>	<p>Let's recap on of our Science units;</p> <div data-bbox="1254 343 1545 494" style="background-color: yellow; padding: 5px; text-align: center;"> <p>Animals Including Humans</p> </div> <p><i>Can you name any of the sea creatures below?</i> <i>How are they the same and different?</i> <i>How could you sort them?</i></p>  <p>Challenge: Can you make a non-fiction book all about sea creatures? Can you include a 'Did you know?' fact? Can you draw or find pictures of each sea creature?</p>	<p>Remember to go out for some daily exercise. What flowers and trees can you see? Draw and label them!</p> <p>Remember the Jo Wicks workout every morning at 9am! A great start to the day!</p> <p>Have a go at some relaxing yoga with Sophia; https://www.youtube.com/watch?v=X655B4ISakg</p> <div data-bbox="1758 813 2150 1085" style="text-align: center;"> <p>YOGA FOR KIDS!</p> </div> 

Visit **Jack Hartmann** to practise your 2, 5 and 10 times tables;
https://www.youtube.com/watch?v=q_yUC1NCFkE




Can you count forwards in 2s from 52?
Can you count back from 49 in 1s?
Can you count in 5s from 20 up to 100?
Can you count back in 10s from 100?


Numbers 1 to 100


1	2	3	4	5	6	7	8	9	10
11	12	13	14	15	16	17	18	19	20
21	22	23	24	25	26	27	28	29	30
31	32	33	34	35	36	37	38	39	40
41	42	43	44	45	46	47	48	49	50
51	52	53	54	55	56	57	58	59	60
61	62	63	64	65	66	67	68	69	70
71	72	73	74	75	76	77	78	79	80
81	82	83	84	85	86	87	88	89	90
91	92	93	94	95	96	97	98	99	100

Challenge:
 Can you write sentences using these suffixes?

5. Write a sentence to tell the captain what job each pirate has done.

 _____
 cleaned

 _____
 cooked

 _____
 helped

Art / DT:
 Can you design and make a **woodland creature** using materials at home?
 Here are some examples below;



Music:
 Can you make your own **musical jam jars**?
<https://www.bbc.co.uk/bitesize/articles/zkgkwtv>

