
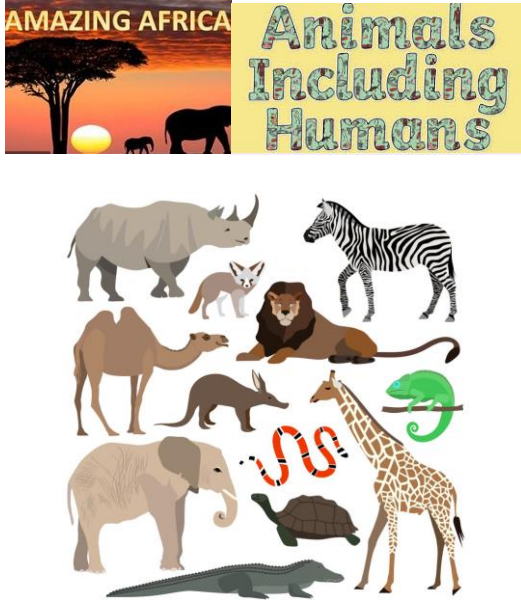

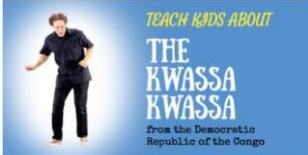



Week beginning Monday 15th June 2020

Year 1	Maths	Literacy	Topic	Active/ Mindfulness																																								
<p>Remember to;</p> <p>Log onto Purple Mash and complete online activities</p> <p>Log onto MyMaths and complete learning activities</p> <p>Read regularly both fiction and non-fiction books.</p> <p>Visit Phonics Play to practise reading real and alien words</p> <p>Take daily exercise by going on some nature walks.</p>	<p>Remember to visit the White Rose maths website for some online lessons, linked to the National Curriculum; https://whiterosemaths.com/homelearning/year-1/</p> <p>The weekly focus is on doubling numbers</p> <p>Use practical objects to help you answer these questions;</p> <p>Complete and continue the table.</p> <table border="1" data-bbox="342 836 665 963"> <thead> <tr> <th>Build</th> <th>Represent</th> <th>Add</th> <th>Double</th> </tr> </thead> <tbody> <tr> <td></td> <td></td> <td>1 + 1 = 2</td> <td>Double 1 is 2</td> </tr> <tr> <td></td> <td></td> <td>2 + 2 = <u> </u></td> <td>Double 2 is <u> </u></td> </tr> <tr> <td></td> <td></td> <td>3 + 3 = <u> </u></td> <td>Double 3 is <u> </u></td> </tr> <tr> <td></td> <td></td> <td><u> </u> + <u> </u> = <u> </u></td> <td>Double 4 is <u> </u></td> </tr> </tbody> </table> <p>Complete the table by doubling each number.</p> <table border="1" data-bbox="394 1062 533 1374"> <tbody> <tr><td>1</td><td></td></tr> <tr><td>2</td><td></td></tr> <tr><td>3</td><td></td></tr> <tr><td>4</td><td></td></tr> <tr><td>5</td><td></td></tr> <tr><td>6</td><td></td></tr> <tr><td>7</td><td></td></tr> <tr><td>8</td><td></td></tr> <tr><td>9</td><td></td></tr> <tr><td>10</td><td></td></tr> </tbody> </table> <p>What patterns do you notice?</p>	Build	Represent	Add	Double			1 + 1 = 2	Double 1 is 2			2 + 2 = <u> </u>	Double 2 is <u> </u>			3 + 3 = <u> </u>	Double 3 is <u> </u>			<u> </u> + <u> </u> = <u> </u>	Double 4 is <u> </u>	1		2		3		4		5		6		7		8		9		10		<p>Your task is to make a non-fiction book entitled 'On the Farm'</p>  <p><i>Have you been to a farm before?</i> <i>What animals might you see and hear?</i> <i>What adjectives could you use to describe the animals?</i> <i>Where on the farm might they live?</i> <i>How might they move?</i> <i>What noises do they make?</i> <i>Can you include adverbs?</i></p>	<p>Let's recap one of our topics from previously and one of our Science units;</p>  <p>How many of these African animals can you identify? How are they similar and different? Which animal group do they belong to? Can you describe the animals using factual adjectives? Do you know what they eat?</p> <p>Challenge: Can you make a non-fiction book all about African animals? Can you include a 'Did you know?' fact? Can you draw or find pictures of each animal?</p>	<p>Remember to go out for some daily exercise. What animals can you spot? Draw and label them!</p> <p>Remember the Jo Wicks workout every morning at 9am! A great start to the day!</p> <p>Let's go on a voyage around Africa and try out some different dances with your family!</p>  <p>https://www.allaroundthisworld.com/lessons/learn-african-dances/ - .Xt-MdtVKiU/</p>  
Build	Represent	Add	Double																																									
		1 + 1 = 2	Double 1 is 2																																									
		2 + 2 = <u> </u>	Double 2 is <u> </u>																																									
		3 + 3 = <u> </u>	Double 3 is <u> </u>																																									
		<u> </u> + <u> </u> = <u> </u>	Double 4 is <u> </u>																																									
1																																												
2																																												
3																																												
4																																												
5																																												
6																																												
7																																												
8																																												
9																																												
10																																												

Visit the **NumberJacks** on YouTube and practise your **2, 3, 5 and 10 times tables**



Can you complete these sums;

6 x 2 =	6 x 5 =	5 x 10 =
5 x 3 =	8 x 5 =	9 x 10 =

Use the hundred square to help you!

Numbers 1 to 100

1	2	3	4	5	6	7	8	9	10
11	12	13	14	15	16	17	18	19	20
21	22	23	24	25	26	27	28	29	30
31	32	33	34	35	36	37	38	39	40
41	42	43	44	45	46	47	48	49	50
51	52	53	54	55	56	57	58	59	60
61	62	63	64	65	66	67	68	69	70
71	72	73	74	75	76	77	78	79	80
81	82	83	84	85	86	87	88	89	90
91	92	93	94	95	96	97	98	99	100

SPaG: Let's focus on Suffixes; Adding -er or -est

SPELLING WORKOUTS:
Suffixes: 'er' and 'est' to adjectives

Tip: 'er' and 'est' help us compare things

Rewrite these words with 'er' or 'est' added.

	add 'er'	add 'est'
fresh	fresher	freshest
quick		
slow		
loud		

What is the loudest sound?

Check

older faster richerr grander

oldest fastiat richest grandest

Put the word into the correct sentence.
faster softest smaller tallest

A giraffe is the _____ animal in the zoo.

Challenge:
Can you write sentences using these words?

younger	youngest
brighter	brightest
quieter	quietest
smaller	smallest

Art / DT:

Explore the work of an artist from the African country of Tanzania called Edward Tingatinga. Here are some examples below;



Music:

Explore some African drumming through BBC Bitesize!
<https://www.bbc.co.uk/bitesize/clips/zn6d7ty>



Maybe you could make your own drum using junk materials and join in with the fun?!

Have a go at some mindfulness colourings!
See the link below;
<https://www.teachingideas.co.uk/2d-art/mindfulness-colouring-images-animals>

