




Year 1- Collage

<p>Concepts</p>	<p> Inspiration</p> <p>Knowing about art, artists, designers and craftspeople</p>	<p> Creativity</p> <p>Using sketchbooks to develop ideas, experiment with media and tools, create a piece of art</p>	<p> Critique</p> <p>Evaluate own and others' work</p>
<p>In art and design, the children will learn about the work of Henri Matisse and that he took inspiration from the natural world. Building on from their creative skills in the EYFS, children will make choices about colour and form to create a collage inspired by Henri Matisse's work. This will be further developed in the topic Now and Then, when children learn about the work of William Morris and make comparisons between the two artists' work.</p>			
<p>National Curriculum</p>			
<ul style="list-style-type: none"> • I can cut, glue and trim material to create images from a variety of media e.g. photocopies, fabric, crepe paper, magazines • I can use artwork to record ideas, observations and experiences • I can experiment with different materials to design and make products • I know the names of tools, techniques and equipment used 			
<p>Learning Overview</p>			
<ul style="list-style-type: none"> • Know that Henri Matisse was a French artist • Know that he started painting when he was in his twenties (1889) and over the next few years met other artists (Van Gogh, Picasso) who influenced his work. • Know that in 1941, Matisse had surgery and needed to be in a wheelchair. This is when he began to create large paper collages with help from his assistants. • He called this technique 'painting with scissors'. • Know that he used paper cuttings as media for some of his art work and used bright colours and simple shapes. • Evaluate some of Matisse's collages (The Snail; The Sheaf; Violet leaf on Orange Background) discussing the use of colour and shape • Make observational drawings of leaves • Experiment with cutting and sticking techniques with different media, including using ICT programme to create images • Know how to mix colours to make secondary colours • Know about contrasting colours • Create a collage based on the work of Henri Matisse • Evaluate own art work, how have you been inspired by Henri Matisse? What do you like about your own work? How is your similar and different to your friends? • Have you used bold and bright colours? Have you used simple shapes? 			