




Year 1- Painting

<p>Concepts</p>	 Knowing about art, artists, designers and craftspeople Inspiration	 Using sketchbooks to develop ideas, experiment with media and tools, create a piece of art Creativity	 Evaluate own and others' work Critique
------------------------	------------------------------------------------------------------------------------------------------------------------------------------------------------	-------------------------------------------------------------------------------------------------------------------------------------------------------------------------------------------------	----------------------------------------------------------------------------------------------------------------------------------

Building on the children's knowledge of artists from the past, the children will study the work of William Morris, making comparisons with the work of Henri Matisse. In this unit, the children will have the opportunity to develop their artistic skills, focusing more on detail and choice of tools to create an image inspired by that of William Morris.

National Curriculum

- I can use artwork to record ideas, observations and experiences
- I can experiment with different materials to design and make products
- I can explain likes about the works of others
- I know the names of tools, techniques and equipment used
- I can explore mark-making using a variety of tools
- I can make marks in print using found objects and basic tools and use these to create repeating patterns

Learning Overview

- Know that William Morris was a Victorian Artist
- He originally was going to become a priest but decided to devote his life to art instead; he became a poet, artist and manufacturer; he had lots of friends who were writers, poets and artists; his career in designing started when he decorated his own house in London.
- Know that he made stain glass windows, tapestries and patterned wall paper.
- Explore some of the patterns that William Morris used in some of his wall paper designs.
- Know the process he used was to design a floral pattern that could be repeated by block printing onto large pieces of paper.
- Link to prior learning of Henri Matisse who was also inspired by nature and compare this with the work of William Morris
- Identify that the work of William Morris is more intricate and he would have used different techniques to create the images of leaves and flowers
- Study a range of William Morris' patterns and discuss likes and dislikes of his work.
- Discuss the use of colour and repeating pattern- what effect does this have on the viewer.
- Make observational drawings of flowers
- Experiment with different paints and brushes for effect
- Make choices about the leaves and flowers they would like to include in their art work
- Create a painting, inspired by flowers and the floral patterns of William Morris
- Evaluate own painting- what was challenging? What skills have you learnt? What would you like to improve further? How were you inspired by William Morris' designs?