




Year 2 - Drawing

<p>Concepts</p>	 Knowing about art, artists, designers and craftspeople Inspiration	 Using sketchbooks to develop ideas, experiment with media and tools, create a piece of art Creativity	 Evaluate own and others' work Critique
------------------------	--	---	--

Whilst on the trip to London, children will make observational drawings of buildings in sketchbooks. Back in the classroom, children will study the work of Stephen Wiltshire, which will be an inspiration for their own landscape drawing/sketch of London.

National Curriculum

- I can select particular techniques to create a chosen product and develop some care and control over materials and their use.
- I can experiment with tones using pencils, chalk or charcoal.
- I can give reasons for preferences when looking at art.

Learning Overview

- Know that Stephen Wiltshire is a British artist who is famous for drawing and painting detailed cityscapes.
- Know that as a child he didn't speak and found it difficult to relate to other people. By the age of three, he was diagnosed with autism.
- Know that autism is a lifelong condition that affects how a person communicates with and relates to other people. It also affects how they experience the world around them.
- Know that his work has been exhibited all over the world.
- Know that he has been awarded an MBE for his service to art
- Look at the work of Stephen Wiltshire, consider the subject matter, media and techniques used
- Know that Stephen Wiltshire sketches from memory after just seeing the landscape once.
- Why do you think Stephen Wiltshire uses such large pieces of paper?
- Why do you think Stephen Wiltshire includes some elements of colour in his sketches?
- What do you like about Stephen Wiltshire's work?
- Is there anything you do not like?
- Practise making different marks using pencils, charcoal, pen
- Draw lines of varying thickness;
- Use dots and lines to demonstrate pattern and texture;
- Use key vocabulary to demonstrate knowledge and understanding in this strand: line drawing, detail, landscape, cityscape, building, pastels, drawings, line, bold, size, space
- Know the tools to use to create a cityscape- rulers, sketching pencils
- Know what happens when more pressure is added to a pencil

- Know what highlights are and how they can be used in sketching
- Know what panorama is and the effect this has on the art work
- During a visit to London, make observational drawings of buildings and landmarks in sketchbook.
- Children consider the darker and lighter (shadows and highlights) of the buildings.
- During visit to London, take photographs of buildings and landmarks to use in the classroom
- Create a sketch, inspired by the work of Stephen Wiltshire and the visit to London. Children may choose to create something from their memory, something from their imagination, or use photographs.
- What about Stephen Wilshire's work influenced your own sketches?
- Have you used tone in your work to show shadow and depth?
- Have you used highlights in your work to show areas of illumination?
- What skills have you developed?
- What skills do you think you need to develop further?