




Year 2 - Painting

<p>Concepts</p>	<p> Inspiration</p> <p>Knowing about art, artists, designers and craftspeople</p>	<p> Creativity</p> <p>Using sketchbooks to develop ideas, experiment with media and tools, create a piece of art</p>	<p> Critique</p> <p>Evaluate own and others' work</p>
<p>Within the study of art, children learn about the Brazilian artist Romero Britto. Symbolism and sharing messages through art is a concept that the children will delve into as they seek inspiration from his work. This is a theme that continues through the curriculum, later learning about the work of Nathan Bowen and Tudor portraits, and how this modern and historical take on art can be used to share meaning. Building upon the children's previous knowledge of colour and form, and the work of Henri Matisse and Esther Mahlangu, children will consider how they can use a colour and bold images within their own works of art.</p>			
<p>National Curriculum</p>			
<ul style="list-style-type: none"> • I can try out different activities and make sensible choices about what to do next • I can select particular techniques to create a chosen product and develop some care and control over materials and their use • I can give reasons for preferences when looking at art/craft or design work • I know that different artistic works are made by craftspeople from different cultures and times • I can represent things observed, remembered or imagined using colour/tools 			
<p>Learning Overview</p>			
<ul style="list-style-type: none"> • Know that Romeo Britto is a Brazilian artist • Know that he is a pop artist. • Know that Pop Art is an art movement that started in the 1940s • Be able to identify features of pop art (bold colours and outlines; everyday objects and people; bold features to grab the attention of the audience. • Know that Romero Britto uses vibrant, bold colourful patterns to reflect his view of the world. • Know that he creates work to symbolise hope and happiness • Know that he started painting on scraps of paper or cardboard • Know that his work is inspired by the work of Matisse. • What do you like about Romero Britto's work? • What do you feel when you look at his paintings? • What similarities and differences can you see in different examples of his work? • Link to previous inspiration in Year 1 where children learnt about Matisse and created pieces of work inspired by his painting and collages. 			

- Know that Romero Britto also makes sculptures, one of which was in Hyde Park in London- link to previous learning (Journeys Around London)
- Know that he has created portraits of the royal family (Links to previous learning- Queen Elizabeth II)
- Know that he has donated his work to help support more than 250 charities

In sketchbooks:

- experiment using bold black lines to draw everyday object e.g. teddy bear, butterfly, dog, cat
- Experiment with creating small doodles
- Draw an everyday object in bold lines and fill some of the area with small doodles
- Know the primary colours, secondary colours, complementary and contrasting colours
- Make choices about using colour to fill areas of the drawing.
- Use paint and felt tips to create a painting in the style of Romero Britto of an object that is important to them (favourite toy, person in their family etc)
- How did Romero Britto's work inspire your own work?
- What do you like about your own work?
- What skills have you developed?
- How would you improve your work further?
- What emotions do you feel when you look at your work?