




Year 4 - Drawing

<p>Concepts</p>	 <p>Knowing about art, artists, designers and craftspeople</p> <p>Inspiration</p>	 <p>Using sketchbooks to develop ideas, experiment with media and tools, create a piece of art</p> <p>Creativity</p>	 <p>Evaluate own and others' work</p> <p>Critique</p>
------------------------	--	---	--

Whilst learning about the Shang Dynasty, children will get the opportunity to visit the bronze statues at the British Museum. When there, they will get the opportunity to look at the form of them and make observational sketches. These initial drawings will be developed further in the classroom where they use the skill of creating tones of light and dark to give an image depth.

National Curriculum

- I can use a sketch book for collecting ideas and developing a plan for a completed piece of artwork
- I can use skills I have been taught to adapt and improve my work
- I can say how I would improve my work using technical terms and giving reasons
- I can describe some of the key ideas, techniques and working practices of artists, architects and designers I have studied
- I can use line, tone and shading to represent things seen, remembered or imagined in three dimensions

Learning Overview

- Know that Pablo Picasso was a Spanish artist in the late 1800s.
- Know that he was very influential in the cubism art movement.
- Know, that like many artists, he kept many of his ideas in a sketchbook.
- Explore examples of Picassos sketches, how he used tone, lines and shading.
- Know that he used a range of media when sketching, including pencil, pen and ink, charcoal, chalk and pastels.
- Know that Qi Baishi is a Chinese painter and is known for the whimsical and playful style of his work.
- Know that he was also an artist in the late 1800s.
- Explore sketches by Qi Baishi
- Make comparisons between the work of Picasso and Baisi, giving opinions on the artists work.
- Give opinions on effects that the media used has, and which they prefer.
- Experiment with pencils/charcoal to create different tones.
- Know that different pencils are softer and can create darker marks.
- Experiment with pen and ink- evaluating different types of pens for sketching.
- Experiment with markings (such as cross hatching, dots, hatching, smudging) to create darker areas within a sketch
- Explore how shadows can be added to sketches and the effect this has.
- Know that shadow and highlights can be added to a sketch to give a sense of realism to the drawing.

- Use sketchbook to make observational drawings of Chinese bronzes whilst on a trip to the British Museum.
- Explore patterns on the statues and make studies of them.
- Use shadows and highlights to create sense of depth.
- Learn how to create shadows on a surface when drawing and the effect it has
- Using the skills taught, create a drawing of a statue from the Shang Dynasty
- Discuss how the artists influenced their own sketching.
- Evaluate success of adding depth to a sketch.
- Evaluate success of particular skills, such as cross hatching, to add elements of shadow.