




Year 4 - Sculpture

<p>Concepts</p>	 <p>Knowing about art, artists, designers and craftspeople</p> <p>Inspiration</p>	 <p>Using sketchbooks to develop ideas, experiment with media and tools, create a piece of art</p> <p>Creativity</p>	 <p>Evaluate own and others' work</p> <p>Critique</p>
------------------------	--	---	--

In Art, children will study the work of Michelle Reader, an artist whose work is heavily influenced by environmental issues. Inspired by her work, and using their knowledge of recyclable materials, the children will create a sculpture, drawing awareness to the same issues.

National Curriculum

- I can use a sketch book for collecting ideas and developing a plan for a completed piece of artwork
- I can use skills I have been taught to adapt and improve my work
- I can say how I would improve my work using technical terms and giving reasons
- I can describe some of the key ideas, techniques and working practices of artists, architects and designers I have studied
- I can draw familiar objects with correct proportions
- I can create different affects by using a variety of tools and techniques
- I can plan my sculpture using drawings or other preparatory work
- I can experiment with creating mood, feeling, movement and areas of interest by choosing the right materials and using techniques I have learnt

Learning Overview

- Know that Michelle Reader is a British artist.
- Know that she makes unique figurative recycled sculptures from household and industrial waste, objects from charity shops and reclamation yards.
- Know that some of her sculptures have mechanical elements using parts of old toys or clocks.
- Understand the motivation behind her work and the resources she uses to create her sculptures. 'My sculptures draw attention to environmental issues in an aesthetic, humorous and non-confrontational way.'
- Explore her wildlife collection in more detail, (focus on 'Bellyful of Plastic') discussing the materials used and make sketches from pictures, labelling some of the materials used.
- Identify suitable materials that could be used to create a sculpture inspired by Bellyful of Plastic.
- Identify ways of joining materials together e.g. wire, ties
- Discuss opinions of Michelle Reader's sculptures.
- In sketchbooks, design a sea creature sculpture to be made from recycled materials. Label designs and consider how materials will be joined together.
- Consider ways of layering materials to create a scaled effect.
- Use a range of recyclable materials to create a sculpture
- Discuss opinions of own and others' work.

- What techniques worked well for joining the materials together?
- What effect did layering materials have?
- What materials were difficult to work with?
- What was successful about your sculpture?