




Year 5 - Painting

<p>Concepts</p>	 Inspiration Knowing about art, artists, designers and craftspeople	 Creativity Using sketchbooks to develop ideas, experiment with media and tools, create a piece of art	 Critique Evaluate own and others' work
------------------------	--	---	--

This topic gives the children the opportunity to explore the work of Van Gogh, as well as paintings by other who have been inspired by his work. They will build upon their existing painting skills, experimenting with different paints to create a similar effect as that used by Van Gogh in Starry Night. The children's painting skills will be developed further in Year 6 when they study Monet and use a different medium to create a different effect.

National Curriculum

- I can develop different ideas which can be used to explain my choices for the materials and techniques I have used
- I can confidently and systematically investigate how I can use new and unfamiliar materials and use these learnt techniques within my work
- I can talk about my work and how close it came to what I wanted to do
- I can research and discuss various artists, architects and designers and discuss their processes and explain how these were used in the finished product
- I can mix colours to express mood, divide foreground from background or demonstrate tones
- I can experiment with using layers and overlays to create new colours/textures

Learning Overview

- Know that Vincent Van Gogh was a painter born in 1853, in the Netherlands.
- Know that he painted portraits and landscapes in water colour and oil paints.
- Know that he is famous for using bright colours and bold brushstrokes in his work.
- Know that he painted in a style called Post-Impressionism.
- Know that Van Gogh was known for his thick application of paint on canvas, called impasto. It is laid on so thick that the texture of the brush strokes are clearly visible.
- Look at the work by Van Gogh, focusing on Starry Night. Know that this is one of his most famous paintings.
- Learn about the techniques and tools he used to create the effects in the painting
- He used paint to create a swirling effect. He used light yellow paint to make it look as though the moon and stars are glowing.
- Experiment with different paints to create a similar effect to that of Van Gogh-impasto.
- Look at painting by other artists that have been inspired by this painting, evaluating the similarities and the differences (<https://github.com/jcjohnson/neural-style>)
- Look at images of buildings in London and make observational drawings of them in their sketchbooks.
- Plan out a piece of work which will be inspired by Van Gogh and be a study of a famous landmark in London

- Using acrylic paint, create their own piece of art work inspired by *Starry Night*.
- Evaluate *Starry Night*: What can you see in the sky? What does this make you think about? Would you like to visit this place? Where do you think it is?
- Can you see the brushstrokes in your painting?
- Did you use bold and bright colours?
- What effects did you use in your painting?
- How did you use colour to create effects?

