




Year 2- 2Publish

<p>Concepts</p>	 <p>Presentation Expressing ideas</p> <p>Presentation</p>	 <p>Systems Knowing how to create and use programmes</p> <p>Systems</p>	 <p>Digital World Knowing how to use a range of technology</p> <p>Digital world</p>
<p>Curriculum Objectives</p>			
<ul style="list-style-type: none"> • use technology purposefully to create, organise, store, manipulate and retrieve digital content • use technology safely and respectfully, keeping personal information private; identify where to go for help and support when they have concerns about content or contact on the internet or other online technologies. 			
<p>Learning Overview</p>			
<ul style="list-style-type: none"> • Children will learn to use the internet to research a topic and gather information and facts on the topic of Journeys Around London • Build a fact file of at least 6 facts that they can use in their presentations later in project. • Save images of London into a shared folder they can all use. • Children will use 2Publish+ on Purple Mash and open the 'Blank Slide show' template. Learn how to insert pictures, resize and position on slide; Insert text, change font, colour and size; Insert appropriate sound for effect; and insert a new slide. • Children will learn to save their presentations and reopen from the work folder to edit in other lessons. They will learn that editing work means the file has changed and therefore needs to be overwritten to save the new edits. • Children will learn how a presentation works, a prompt for the presenter; not to be read like a book; add interest for the audience. • Children will practise presenting skills and then deliver their final presentations to the class. 			