




## Year 2 – Gloves

<p><b>Concepts</b></p>	 <p>Finding out about what already exists and how things work</p> <p>Innovate</p>	 <p>Using a range of skills and tools to design and make</p> <p>Technique</p>	 <p>Evaluate success of own and others' design</p> <p>Evaluate</p>
<p>In D&amp;T children will have the opportunity to develop their textiles skills learnt in Year 1, learning how to join materials to create a pair of gloves, developing their stitching skills further.</p>			
<p><b>National Curriculum</b></p>			
<ul style="list-style-type: none"> <li>• I can evaluate and assess existing products and those that have been made using a design criterion.</li> <li>• I can investigate different techniques for stiffening a variety of materials and explore different methods of enabling structures to remain stable.</li> </ul>			
<p><b>Learning Overview</b></p>			
<ul style="list-style-type: none"> <li>• Product analysis of a range of different gloves e.g. medical, woollen, leather, football, bike riding, oven gloves etc</li> <li>• Discuss the usage of them and the materials they are made from</li> <li>• Discuss and evaluate the suitability of the materials used</li> <li>• Children to design a pair of gloves which could be used in cold weather, thinking about the properties of the materials they will use</li> <li>• Children learn basic sewing stitches e.g. running stitch and practise sewing fabric together</li> <li>• Children make a template to use when making their gloves</li> <li>• Use sewing techniques to make a prototype of a pair of gloves</li> <li>• Children evaluate their prototypes and discuss how they would modify them if they were to make the gloves</li> </ul>			