




Year 3 – Stone Age Jewellery

<p>Concepts</p>	 <p>Finding out about what already exists and how things work</p> <p>Innovate</p>	 <p>Using a range of skills and tools to design and make</p> <p>Technique</p>	 <p>Evaluate success of own and others' design</p> <p>Evaluate</p>
------------------------	--	--	---

In D&T children will have the opportunity to study historical artefacts, thinking about the design, tools and mediums used. They will use this as inspiration to design and make a piece of jewellery for a purpose. Later in KS2, the children will learn further embellishment skills and will use these to create another ornamental piece.

National Curriculum

- I can use my knowledge of existing products to design my own functional product
- I can investigate and analyse existing products and those I have made, considering a wide range of factors
- I can research and develop designs to inform the design of appealing products that are fit for purpose
- I can generate, develop, model and communicate my ideas through discussion, annotated sketches, diagrams and prototypes
- I can select from a wide range of tools and equipment to perform practical tasks accurately
- I can select from and use a wider range of materials and components, according to their functional properties and aesthetic qualities
- I can investigate and analyse a range of existing products
- I can evaluate my ideas and consider the views of others to improve my work

Learning Overview

- Use a range of sources to study jewellery from the Stone Age considering the materials used, the tools used to make them and the purpose for them
- Explore cave paintings and draw on links with religion/ PSHE to gain understanding of how this impacted on moral value and beliefs
- Consider the modern equivalent today-what do we make jewellery from? What materials and tools do we use now?
- Consider reasons why people wear jewellery now; how does it differ between culture, occasion, material etc (consider past learning)
- Sketch a number of different necklaces, labelling with the materials used and how they are joined together
- Consider how different objects could be attached to a necklace, try and test different tools, methods and materials
- Design a piece jewellery, inspired by that of the Stone Age, considering their functional and aesthetic qualities
- Use suitable methods, tools and materials to make a piece of jewellery
- Evaluate and peer evaluate the end product