




Music - Year 4

Concepts	 Explore Learning about music Explore	 Compose Creating music Compose	 Perform Performance skills Perform
Term	Theme	Unit Overview	
Autumn 1	Ukulele 1 World Music	Introduction to the Ukulele basics. Comparison to other stringed instruments. Exploration of traditional Chinese music. <ul style="list-style-type: none"> • Develop a class ensemble using the ukulele, djembe and pitched percussion. • Experiment with the ensemble- creating the right balance. • Apply different rhythms to our ensemble using simple songs. 	
Autumn 2	Ukulele 2 Musicianship	Introduce instruments of ensemble, maintaining independent parts, different playing techniques. Introduce chords. Explore the 12-bar blues. <ul style="list-style-type: none"> • Accompany songs with the ensemble. Using C major chords on tuned instruments and ostinatos on djembes. • Play a new chord (A minor) and develop accompaniment skills. • Develop technique to change chords with a piece (switch between C major and A minor). 	
Spring 1	Ukulele 3 Music of the Past	Exploring folk music as a genre. Explore texture and structure. Developing ability to play chord progressions. <ul style="list-style-type: none"> • Play the chord of F major and develop chord progressions further, changing from C major to F major to accompany a new song. • Develop fingerpicking skills alongside pitch notation. • Performance of a piece of music that combines chords, finger picking and percussion ensemble. 	
Spring 2	Ukulele 4 Feel the Rhythm	Develop interesting chord progressions revisiting rhythms, including crotchet, quaver, rest, minim and semi quaver combinations. <ul style="list-style-type: none"> • Explore a round in the C major chord, building a performance plan. • Develop own song for a performance 	
Summer 1	Ukulele 5 Notation 1	Chords, chord progressions and notation of these; appraisal, tab notation and chord notation- putting ensemble together. Use of notation to recall chord progressions. <ul style="list-style-type: none"> • Use 3-4 chords and a rhythmic ostinato to accompany a song • Create chord sequence using four chords • Play and sing along with a song 	

Summer 2	Ukulele 6 Performance	Rehearsal skills, preparing to share skills. Evaluating performance. Revisit key songs. <ul style="list-style-type: none">• Practise for a performance• Share pieces with an audience
-----------------	-----------------------	--