




Year 4 - Patchwork

<p>Concepts</p>	 <p>Finding out about what already exists and how things work</p> <p>Innovate</p>	 <p>Using a range of skills and tools to design and make</p> <p>Technique</p>	 <p>Evaluate success of own and others' design</p> <p>Evaluate</p>
<p>This D&T unit builds upon the children's textiles skills. In KS1 they learnt a range of stiches and made products for a given purpose. In this unit, children will learn more decorative stiches and use these to create a small image on a patch that can be used in a class tapestry. Inspired by their knowledge of the rainforest, considering the colours, plants and animals they would find there, the children will design and make their contribution. Later on in KS2, children will develop these skills further when they learn to applique and embellish material when they study the topic <i>Evolution</i>.</p>			
<p>National Curriculum</p>			
<ul style="list-style-type: none"> • I can use my knowledge of existing products to design a functional and appealing product for a particular purpose and audience • I can create designs using exploded diagrams • I can use techniques which require more accuracy to cut, shape, join and finish my work • I can use my knowledge of techniques and the functional and aesthetic qualities of a wide range of materials to plan how to use them • I can consider how existing products and my own finished products might be improved and how well they meet the needs of the intended user • I can apply techniques I have learnt to strengthen structures and explore my own ideas 			
<p>Learning Overview</p>			
<ul style="list-style-type: none"> • Research patchwork designer Ann West and know that her patchwork is used to tell a story/recount what life was like at that time • Look at images from the rainforest and create sketches, explore the colours used • Recap on previous sewing skills and practise a range of stiches, including back stitch and blanket stitch • Design a square for a class patchwork tapestry, inspired by the rainforest • Consider a contrasting design, showing the deforestation • Consider materials and stitching needed to create a square for the tapestry • Use a range of materials and stiches to create a square for a patchwork tapestry • Evaluate end product 			