




Computing in the Early Years- Reception

Term Topic	Area of Learning			
		 Presentation Expressing ideas Presentation	 Systems Knowing how to create and use programmes Systems	 Digital World Knowing how to use a range of technology Digital world
Reception Autumn 1 Family	L	-Emails are an internet service that allow people who have an e-mail address to send and receive electronic letters.		-Type using a keyboard or touch-screen technology
	UW			-Use a mouse to operate the school computers. -Understand that if they click on different icons this cause things to happen in a computer program.
Reception Autumn 2 Changes	PSED			-Learn how people store food safely at home in cupboards, fridges and freezers. -Learn strategies to support going to sleep, including turning off devices before bedtime, exercising, calming bedtime routines, having a regular bedtime and to avoid stimulants before bedtime.
Reception Spring 1 Healthy Living	CL			-Listen with enjoyment to audio books. Operate a digital device in order to select and play an audio book.
	PSED			-Keeping healthy means doing things that are good for your body – things like eating nutritious food, exercising, brushing your teeth, sensible amounts of ‘screen time’ and getting enough sleep.
	L	-Shopping lists can be typed onto a digital device (online shopping or mobile phone notes) or handwritten.		

	EAD		-Explore and use photography, digital imaging and design tools for self-expression. Create digital collages.	--Take photographs and begin to understand how to focus on an object and take a close-up shot.
Reception Spring 2	CL	-Recognise similarities and differences in modern versions of traditional tales.		
Tales from around the World	UW		-A QR Code is an abbreviation for Quick Response Code. You scan a QR Code with a tablet or smartphone camera and it usually directs the user to a website.	-Compare modern and old objects.
Reception Summer 1	CL			-Listen attentively to a blog about the ocean and respond with relevant comments or questions.
The Environment	PSED	-Develop an understanding of e-safety. Know that they must ask an adult whether they can use a game or app.		-Information can be retrieved from computers, tablets and smartphones. Know to tell an adult if what they see makes them feel worried.
	L		-A blog is a website that is like a diary. A post is a single piece of writing on the blog by the writer. -A person reading the posts on a blog can leave comments, saying what they think about the blog post.	
	UW		-Many everyday appliances require electricity from mains electricity or batteries. -Electricity can be dangerous and appliances must be used safely. Understand that some appliances are less dangerous than others. -Explore a variety of classroom objects, investigating whether they use electricity or not. -Use photos/ videos to explore their feelings about plastic pollution. -Use a range of sources of information including ICT. -Use a range of sources to find out more information about animal homes (e.g., non-fiction books and the internet).	-Investigate solar energy, by building a solar oven (using a cardboard box, black paper and tin foil) to melt marshmallows. Observe and comment on the change of state. -Find out about the environment by talking to people, examining photographs and simple maps.
	EAD			-Record sounds using recording devices.

Reception Summer 2	UW	-Use technology to capture images of minibeasts in the environment.	-Understand that a computer follows precise commands. -Experiment with programming a Bee Bot. - Research invertebrates using the internet or non-fiction texts.	
Mini-Beasts and Habitats				